

Scaled data based on original data using  
LM-79-08 Approved Method: Electrical and Photometric Measurements of Solid-  
State Lighting Products

Test Report Prepared for  
Cooper Lighting Solutions  
(formerly Eaton)

Brand: STREETWORKS

Report Number: P598412

Luminaire Tested: **PMIM-SA3A-835-U-5NQ**

Issue Date: 5/27/2021

**Test Information**

Test Method: LM-79-08  
Report Number: P598412  
TEST IS SCALED FROM IESNA LM-79-08 TEST DATA (G2-1910-543-5)  
Test Lab: INNOVATIONS CENTER  
Issue Date: 5/27/2021  
Manufacturer: COOPER LIGHTING SOLUTIONS (FORMERLY EATON)  
Product Line: STREETWORKS  
Catalog Number: PMM-SA3A-835-U-5NQ  
Description: MESA POST TOP DECORATIVE LUMINAIRE. (3) LIGHTSQUARES WITH 16 LEDS EACH AND TYPE V NARROW OPTICS.  
Light Source: -  
Ballast/Driver: ELECTRONIC DRIVER

**Summary**

Lumens per Lamp: N/A  
Luminaire Lumens: 9895 lumens  
Efficiency: N/A  
Efficacy: 103.1 lumens/watt  
Luminous Opening: Rectangular (W 1' x L: 1' x H: 0')  
IES Classification: Type V - Short  
BUG Rating: B3 - U0 - G1

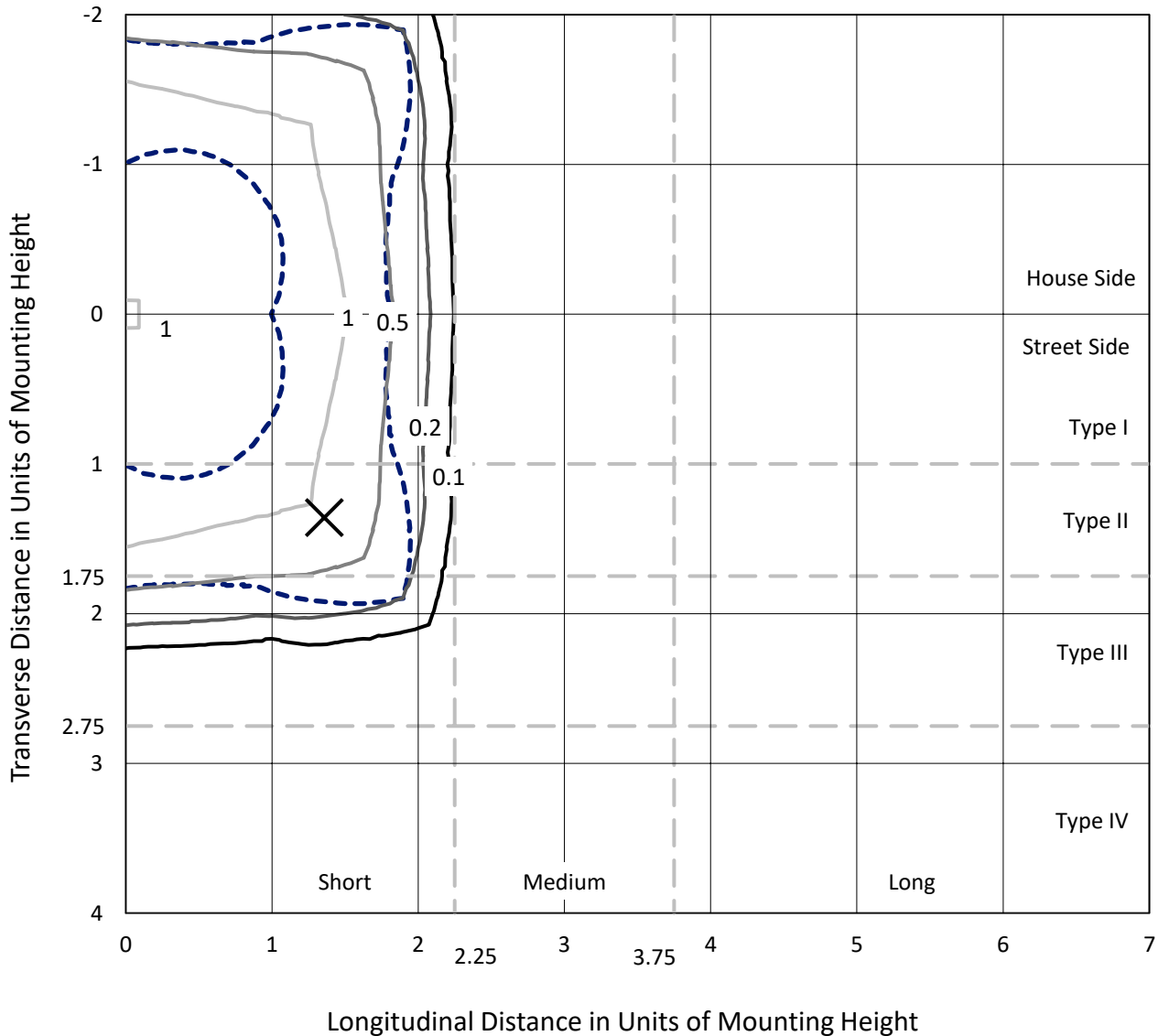
Input Watts (W): 96  
Input Voltage (V): NR  
Input Current (Ain): NR  
Voltage Rise (V): NR  
Power Factor: NR  
Total Harmonic Distortion (THDi): NR  
Frequency (hertz): 60  
Stabilization Time: NR  
Operation Time: NR  
Ambient Temperature (°C): NR  
Test Distance: 28.75 FT



REPORT NUMBER: P598412  
 CATALOG NUMBER: PMM-SA3A-835-U-5NQ

### Iso-Footcandle Lines of Horizontal Illumination

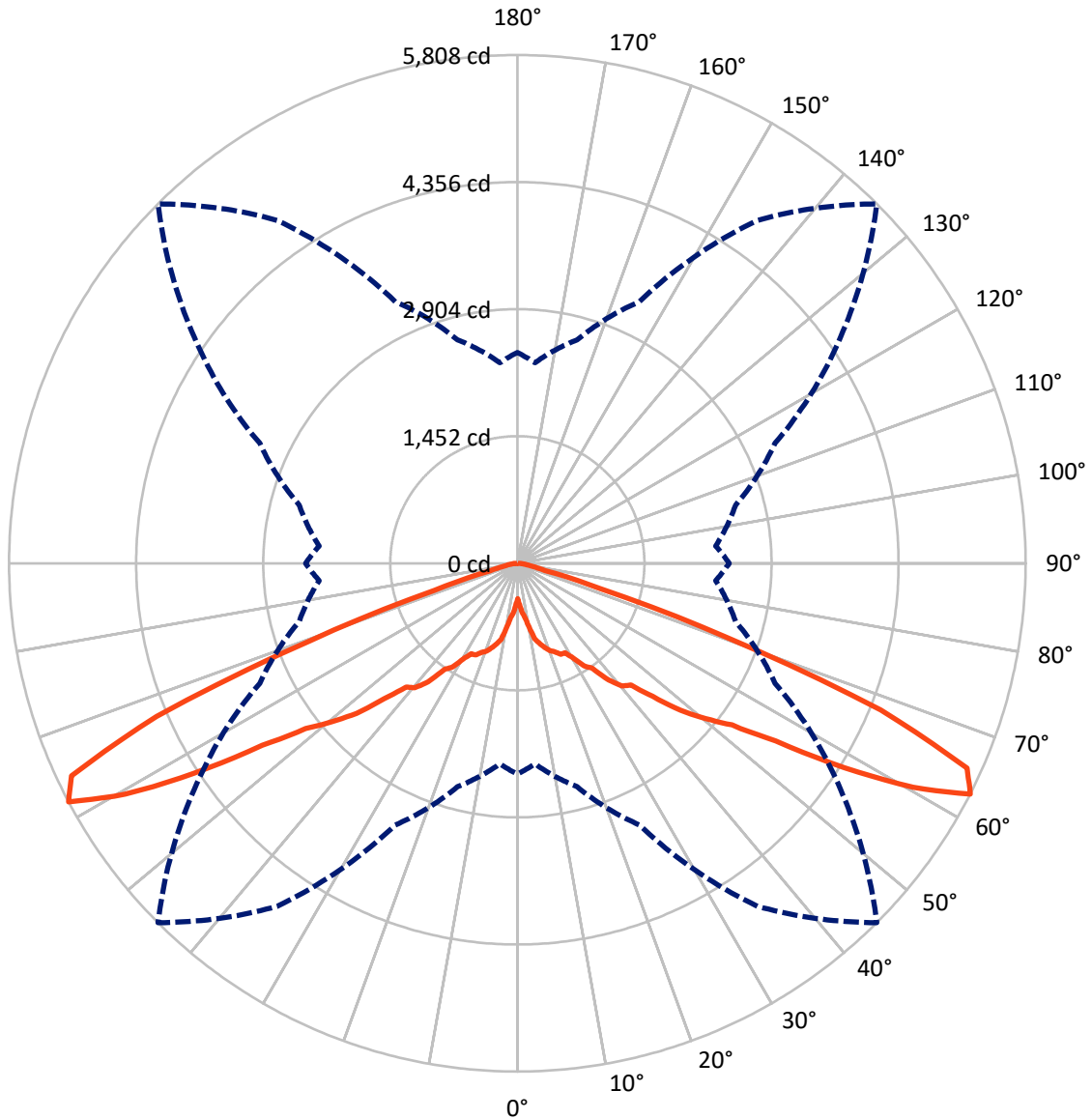
✕ Max cd  
 - - - 1/2 Max cd



Based on 25 foot mounting height. Maximum calculated value = 1.7 fc  
 Type V - Short - N/A

REPORT NUMBER: P598412  
CATALOG NUMBER: PMM-SA3A-835-U-5NQ

### Luminous Intensity Polar Plot



— Vertical Plane Through 45-Deg Lateral    - - - Horizontal Cone Through 62.5-Deg Vertical

REPORT NUMBER: P598412

CATALOG NUMBER: PMM-SA3A-835-U-5NQ

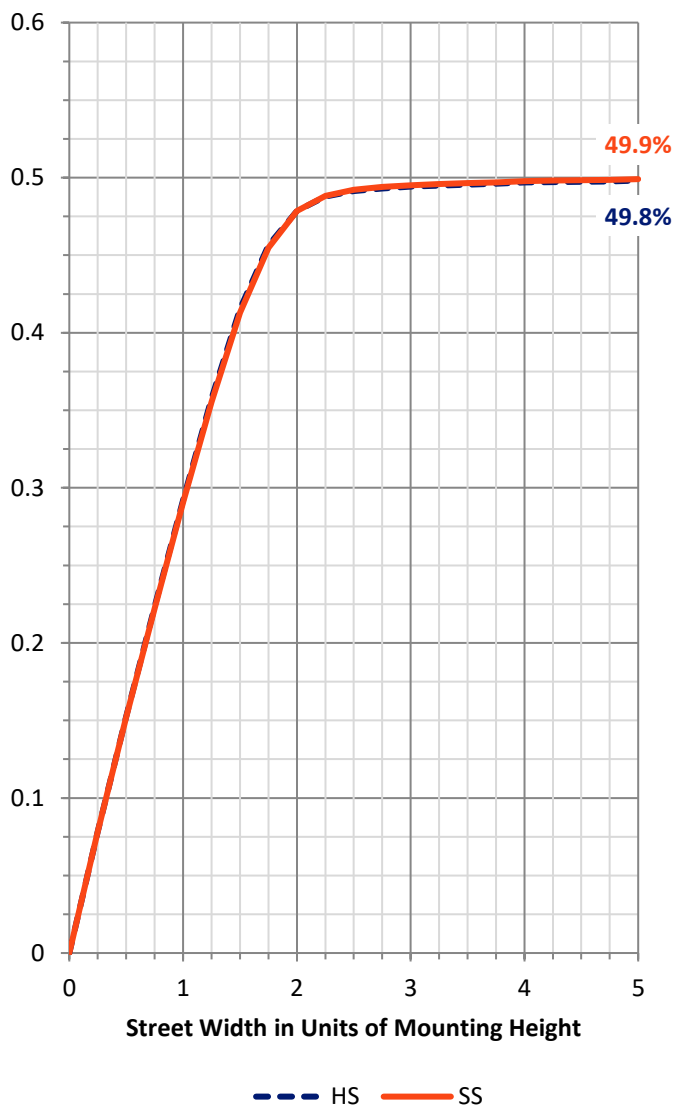
**FLUX DISTRIBUTION:**

		Downward	Upward	Total
<b>House Side</b>	Lumens	4947.5	0.0	4947.5
	% Fixture	50.0	0.0	50.0
<b>Street Side</b>	Lumens	4947.5	0.0	4947.5
	% Fixture	50.0	0.0	50.0
<b>Total</b>	Lumens	9895.0	0.0	9895.0
	% Fixture	100.0	0.0	100.0

**ZONAL LUMENS:**

Zone	Lumens	% Fixture
0°-10°	61.0	0.6
10°-20°	268.9	2.7
20°-30°	563.5	5.7
30°-40°	1061.7	10.7
40°-50°	1927.0	19.5
50°-60°	3256.0	32.9
60°-70°	2434.0	24.6
70°-80°	272.3	2.8
80°-90°	50.7	0.5
90°-100°	0.0	0.0
100°-110°	0.0	0.0
110°-120°	0.0	0.0
120°-130°	0.0	0.0
130°-140°	0.0	0.0
140°-150°	0.0	0.0
150°-160°	0.0	0.0
160°-170°	0.0	0.0
170°-180°	0.0	0.0
0°-90°	9895.0	100.0
0°-180°	9895.0	100.0

**Coefficient of Utilization**



REPORT NUMBER: P598412

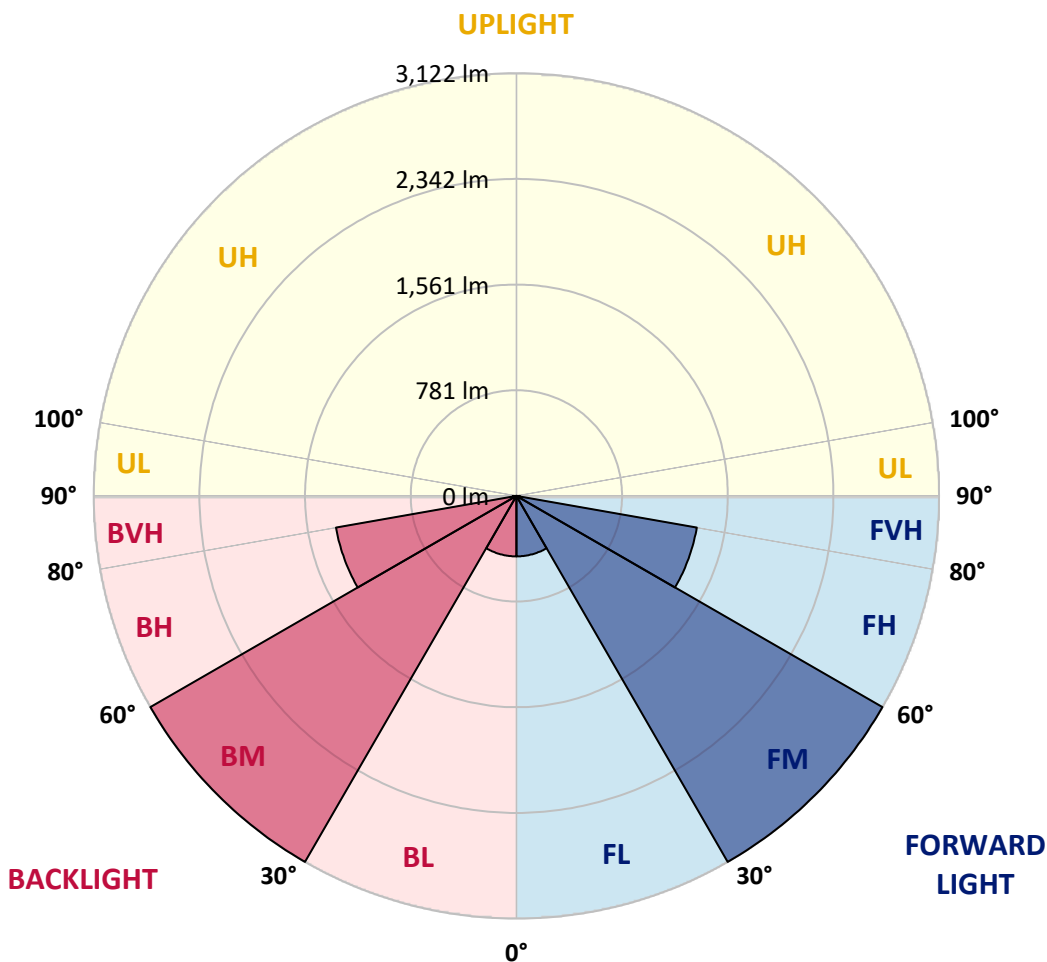
CATALOG NUMBER: PMM-SA3A-835-U-5NQ

**LUMINAIRE CLASSIFICATION SYSTEM LUMEN TABLE AND BUG RATING:**

Zone		Lumens	% Fixture	Zone Rating/Lumen Limit		
				B	U	G
FL	(0°-30°)	446.7	4.5			
FM	(30°-60°)	3122.3	31.6			
FH	(60°-80°)	1353.2	13.7			G1/1800
FVH	(80°-90°)	25.3	0.3			G1/100
BL	(0°-30°)	446.7	4.5	B1/500		
BM	(30°-60°)	3122.3	31.6	B3/5000		
BH	(60°-80°)	1353.2	13.7	B3/2500		G1/1800
BVH	(80°-90°)	25.3	0.3			G1/100
UL	(90°-100°)	0.0	0.0		U0/0	
UH	(100°-180°)	0.0	0.0		U0/0	

**BUG Rating: B3-U0-G1**

Type V Short





REPORT NUMBER: P598412

CATALOG NUMBER: PMM-SA3A-835-U-5NQ

**CANDELA DISTRIBUTION (FULL):**

	0°	5°	15°	25°	35°	45°	55°	65°	75°	85°	90°
0°	404.6	404.6	404.6	404.6	404.6	404.6	404.6	404.6	404.6	404.6	404.6
2.5°	491.9	483.1	452.1	463.0	474.2	472.6	469.8	461.3	453.7	485.5	491.9
5°	627.2	607.1	596.2	587.3	585.3	563.6	593.4	590.2	600.2	617.1	633.6
7.5°	735.1	716.2	687.6	681.5	648.9	624.8	650.5	682.4	692.4	723.4	741.9
10°	774.5	758.0	763.3	736.3	734.7	741.5	735.9	743.1	769.7	766.1	779.8
12.5°	863.1	865.9	849.0	842.2	855.9	885.6	860.3	851.4	845.0	872.4	880.8
15°	946.0	962.5	934.8	930.3	924.7	952.5	925.1	938.4	950.1	955.7	952.5
17.5°	1063.6	1064.4	1033.4	983.9	1002.4	1011.2	999.2	976.2	1031.4	1059.2	1060.8
20°	1140.9	1143.7	1082.5	1005.2	1057.5	1065.6	1059.6	1011.7	1084.9	1131.2	1129.2
22.5°	1224.2	1214.5	1131.6	1075.3	1093.8	1098.6	1085.7	1079.7	1131.2	1215.4	1202.9
25°	1280.2	1297.9	1215.4	1179.1	1163.4	1152.1	1168.7	1171.9	1224.6	1301.1	1258.8
27.5°	1413.8	1383.2	1254.0	1267.7	1234.3	1158.2	1230.6	1270.5	1259.2	1389.7	1421.5
30°	1532.6	1533.4	1352.2	1378.4	1316.4	1254.8	1333.3	1390.9	1376.8	1543.8	1513.7
32.5°	1684.3	1690.0	1521.7	1451.7	1409.8	1398.1	1388.5	1452.1	1539.8	1675.1	1677.9
35°	1848.2	1896.5	1667.8	1594.2	1522.9	1471.4	1526.9	1615.1	1672.3	1888.4	1850.2
37.5°	2167.4	2086.1	1898.9	1760.4	1714.9	1694.4	1723.8	1774.9	1898.5	2084.9	2150.5
40°	2356.2	2333.7	2078.9	1962.9	1787.4	1842.1	1826.0	1966.1	2068.4	2346.6	2352.6
42.5°	2644.9	2531.3	2302.3	2154.9	1997.1	1902.1	2002.8	2190.8	2314.4	2549.5	2660.6
45°	2873.1	2727.4	2550.7	2438.8	2239.5	2169.0	2205.3	2446.0	2601.0	2762.4	2908.5
47.5°	3125.5	2967.7	2791.0	2592.1	2397.7	2512.4	2448.4	2660.2	2811.5	3043.0	3179.9
50°	3442.8	3268.0	3041.8	2877.6	2748.7	2789.0	2778.9	2929.9	3116.7	3327.6	3483.0
52.5°	3792.2	3594.5	3376.3	3223.8	3169.4	3069.6	3200.0	3262.0	3399.7	3592.9	3775.3
55°	4036.5	3838.9	3706.8	3756.0	3741.5	3581.2	3695.6	3702.0	3635.6	3705.2	3888.8
57.5°	3998.7	3809.9	3791.8	3977.4	4254.7	4409.7	4233.0	3853.0	3604.2	3571.6	3766.0
60°	3496.3	3334.9	3500.7	3919.4	4727.3	5199.2	4518.8	3739.0	3329.2	3159.8	3347.3
62.5°	2409.4	2300.3	2644.1	3298.6	4784.1	5808.2	4508.4	3249.1	2582.1	2274.5	2420.2
65°	1142.1	1102.6	1392.9	2091.3	3985.0	5645.6	3938.7	2198.4	1486.3	1187.2	1220.2
67.5°	429.5	409.8	511.3	923.9	2510.0	4477.8	2647.7	1084.5	574.9	446.8	462.1
70°	244.0	229.9	243.2	336.9	1010.4	2536.2	1142.1	372.0	244.4	222.6	237.1
72.5°	192.0	181.2	183.2	203.7	348.6	995.5	369.6	212.2	177.5	168.7	181.6
75°	158.6	148.9	148.5	159.8	203.3	323.3	208.9	162.2	143.7	137.3	147.7
77.5°	126.0	120.4	122.0	130.8	145.7	180.8	151.4	131.2	118.0	110.3	117.5
80°	92.2	91.4	97.8	105.9	108.7	121.6	113.5	105.9	94.2	83.3	86.1
82.5°	60.4	60.8	72.9	79.3	78.1	77.7	81.3	80.9	70.4	55.2	55.2
85°	34.6	35.4	44.7	49.9	49.1	39.0	51.5	51.9	45.1	33.4	32.2
87.5°	11.3	14.1	19.3	20.5	19.7	10.9	19.7	21.7	19.7	14.1	12.5
90°	0.0	0.0	0.0	0.0	0.0	0.0	0.0	0.0	0.0	0.0	0.0

(END OF REPORT)